

## Emergency Balance Range

⚡ POWER (PRP / ESP):  
**360 / 415 kVA (288 / 332 kW)**

EU0 EMISSIONS LEVEL:  
**EU Stage 0**

📡 FREQUENCY  
**50Hz**

⚡ VOLTAGE  
**400/230V**

CE CERTIFIED



**BGB 415 ST**



**BGBS 415 ST**

## 1. General technical data

### 1.1. Version, dimensions and weight

Version	Open	Soundproofed
<b>Dimensions</b>	<b>6K1B</b>	<b>FK1B</b>
L (mm)	3400	4600
W (mm)	1550	1603
H (mm)	2233	2233
Weight with liquids and without fuel (kg)	4200	4350

### 1.2. Main technical data

<b>Engine</b>	<b>BAUDOUIIN 6M21G400/5</b>	
<b>Alternator</b>	<b>STAMFORD S4L1D-E</b>	
Fuel	Diesel	
Type of execution	G3	
Control panel	DSE 7320 MKII	
Tank (l)	820	820
Sound level-Lp(A) (dB(A)@1m) <sup>1</sup>	N/A (Indoor)	84
Sound level-Lp(A) (dB(A)@7m) <sup>1</sup>	N/A (Indoor)	76
Sound power-LW(A) (dB(A))	N/A (Indoor)	97

<sup>1</sup>The sound levels may vary depending on the measurement conditions.

Voltage	PRP <sup>2</sup> (KVA/KW)	ESP <sup>2</sup> (KVA/KW)	PRP Amperage (A)	ESP Amperage (A)
400/230V	<b>360 / 288</b>	<b>415 / 332</b>	<b>519,6</b>	<b>599</b>

<sup>2</sup>PRP: Continuous power ("Prime Power"). ESP: Emergency Standby Power according to ISO8528-1.

Tolerance of maximum active power (kW) ±5%

## *i* Directives and Regulations

**ENVIRONMENTAL CONDITIONS STANDARD ISO 8528-1:2018:** 25°C, 100kPa and 30% relative humidity:

- **Prime Power (PRP):** Data on electrical power available at variable load without limit of hours per year. An overload of 10% is allowed for 1h out of 12. According to ISO 8528-1:2018.
- **Emergency Standby Power (ESP):** Data on electrical capacity available at variable load in case of emergency according to ISO 8528-1:2018.

**The DAGARTECH Generator bears the CE marking which includes the following directives:**

- **2006/42/EC.** Machine Safety Directive.
- **EN ISO 8528-13:2016.** Part 13: Safety. Alternating current generators powered by reciprocating internal combustion engines.
- **2014/30/EU.** Electromagnetic Compatibility Directive.
- **2000/14/EC.** Noise Emissions Directive. Sound power levels evaluated in accordance with the procedure laid down in the directive.
- **Directive 2011/65/EU** on the restriction of the use of certain hazardous substances in electrical and electronic equipment (RoHS 2).

\* Confirm the height of the equipment. This value may vary depending on whether a lifting beam is included in the standard scope of supply.

## 2. Engine specifications

400/230V · 50Hz (1500 rpm)			BGB 415 ST		BGBS 415 ST	
2.1. General technical data of the engine			Open		Soundproofed	
Version						
Make and model			BAUDOUIIN 6M21G400/5			
Emissions			EU Stage 0			
r.p.m.			1500			
Maximum ESP power (kWm)			362			
Power PRP (kWm)			327			
Fuel			Diesel			
No. of cylinders			6			
Cylinder capacity (c.c.)			12540			
Compression ratio			16:1			
Cooling system			Water-cooled			
Type of regulation			Electronic			
Type of engine/injection/suction			Diesel / direct / Turbocharged			
2.2. Fuel						
Type of fuel			Diesel			
Tank capacity			820		820	
2.3. Consumption and autonomy			Open		Soundproofed	
Consumption (l/h)			Autonomy (h)		Autonomy (h)	
	PRP	ESP	PRP	ESP	PRP	ESP
50%	41	-	20	-	20	-
75%	60,7	-	13,5	-	13,5	-
100%	82,1	91,3	10	9	10	9
2.4. Cooling system			Open		Soundproofed	
Version						
Fan flow (m³/min)			470		470	
Radiator back pressure (Pa)			75		75	
Fan power consumption (kW)			21			
Total refrigerant capacity (l)			47			
2.5. Lubrication system						
Oil capacity (l)			34			
Oil consumption (%)			≤ 0,2			
2.6. Intake system						
Combustion air intake flow (m³/min)			24			

400/230V · 50Hz (1500 rpm)		BGB 415 ST	BGBS 415 ST
<b>2.7.</b> Starter system	<i>Version</i>	Open	Soundproofed
	No. of batteries	2	
	Battery characteristics	12V 44Ah	
	Start-up voltage (V)	24V	
Common data for both versions			
<b>2.8.</b> Exhaust system	Exhaust gas flow (m³/min)	60 [PRP]	65 [ESP]
	Exhaust gas temperature (°C)	740 [PRP]	740 [ESP]
	<i>Version</i>	Open	Soundproofed
	Exhaust outside diameter (mm)	4" (Ø 101,6)	6" (Ø 152,4)
	Exhaust attenuation level (dB(A))	-10	-25
Max. exhaust back pressure (mBar)	120		

Radiator level sensor not available for Baudouin 4M06 series engines.

### 3. Alternator specifications

<b>3.1.</b> General technical data of the alternator	<i>Version</i>	Open	Soundproofed	
	Make and model	STAMFORD S4L1D-E		
No. of poles	4			
Insulation class	H			
No. of threads	12			
Mechanical protection index	IP23			
Voltage Regulator (AVR)	AS440			
Voltage regulation	±1%			
ESP power 27°C (kVA)	415			
Power PRP 40°C (kVA)	360			
No. of phases	3			
Power factor (cos φ)	0,8			
Performance η (%)				
	50%	75%	100%	110%
	94,4%	94,2%	93,5%	92,5%

**i** Standard regulations that the alternator meets:

AS 1359 | IEC 34-11 | BS EN 60034-1 | VDE 0530 | BS 5000 | CAN/CSA-C22.2-100 | NEMA MG1-32

**Low wave distortion: THD (100% load) = 2% | THF < 2%**

Complies with: EN61000-6-3, EN61000-6-2 regarding radio interference.

400/230V · 50Hz (1500 rpm)

BGB 415 ST

BGBS 415 ST

## 4. Bench Specifications

- Unit mounted on **electro-welded high-resistance steel bench**, painted with epoxy-polyester powder paint.
- Connection of the assembly to the bench by means of **anti-vibration dampers**.
- **Fuel tank located on the bench itself**. The engine is equipped with a measuring gauge and fuel system.
- **Tested in a salt spray chamber according to ASTM B-117-09, resistance 500h.**

## 5. Soundproof Canopy Specifications



The canopy is part of the scope of supply of the soundproof generator sets. Open generators do not include a canopy.

- **Electro-welded canopy made of high resistance galvanized steel** painted with electrostatic epoxy-polyester powder
- Interior soundproofing by means of a **lining with soundproofing material**.
- **Attenuation silencer -25dB(A)** for the evacuation of gases to the outside with protective cover.
- **Tested in a salt spray chamber according to ASTM B-117-09, resistance 720H. IP44 mechanical protection degree.**

**THE CANOPIES OF THE EMERGENCY BALANCE RANGE ARE MADE OF HIGH-RESISTANCE GALVANIZED STEEL AND ARE ELECTRO-WELDED AND PAINTED WITH ELECTROSTATIC EPOXY-POLYESTER POWDER PAINT.**



In addition, they are equipped with a **coating with noise-insulating material** (polyurethane foam with outer veil). We also incorporated a **silencer attenuation device for the evacuation of gases to the outside**, featuring a rain cap.

*Our canopies are tested in a salt spray chamber according to standard **ASTM B-117-09** (resistance 720H. **IP44 mechanical protection grade**).*

## 6. Control panel

### 6.1. Main elements of the control panel

- Protection panel, distribution with **automatic control module** which allows you to work in manual, automatic or signal mode.
- **Push button** for **emergency stop**.
- **Deep Sea Electronics battery charger**, designed to be permanently connected to the battery and maintain 100% of the charge. The charger switches to float mode when charging is complete:

<b>Model</b>	<b>DSE BC2405 24V, 5A</b>
--------------	---------------------------

#### Protections:

- **4-pole magnetothermic protection** against overloads and short circuits.
- **Protection fuses** for the control set.

### 6.2. Circuit breaker

<b>Model</b>	<b>Chint 630A 4P</b>
--------------	----------------------

### 6.3. Control module



1. 4 configurable indicator LEDs	8. Manual mode
2. Generator on load	9. Genset stop
3. Transfer to the generator (manual mode)	10. MAIN NETWORK transfer (manual mode)
4. Start engine (manual mode)	11. Network on load
5. Silence alarm	12. Navigation keyboard
6. Automatic mode	13. Main status and instrument display
7. Test mode	

<b>Model</b>	<b>DSE 7320 MKII</b>
--------------	----------------------

DSE 7320 MKII DEEP SEA control card with mains grid monitor. The genset will automatically start up when detecting a fault in the electric power network and it will turn off automatically as well, when the electrical supply is re-established. It can also work in manual mode and by signal. It allows you to monitor a wide range of generator parameters and display information alerts, status and alarms.

The module includes communication ports USB, RS232, RS485, and also DSENet<sup>®</sup> for system expansion. Possibility of Ethernet networking (plug).

The entire module is easily configurable via PC using the DSE specific software configuration.

It has 132x64p illuminated LCD display with 4 lines of text, 5-key navigation through menus, 9 configurable outputs and 8 configurable inputs, programmable clocks and alarms, reading and displaying parameter values, including RMS values.

Different operating modes: AUTOMATIC mode, MANUAL mode, SIGNAL mode and TEST mode.

Other alternative configurations are available upon request to extend the capabilities of the operation modes.

#### Environmental Tests that the module passes:

BS EN 61000-6-2 (electromagnetic compatibility) | BS EN 61000-6-4 (electromagnetic compatibility) | BS EN 60950 (electrical safety) | BS EN 61000-6-2 (temperature) | BS EN 60068-2-6 (vibrations) | BS EN 60068-2-27 (shock)

400/230V - 50Hz (1500 rpm)

BAUDOUIIN 6M21G400/5 | STAMFORD S4L1D-E

### 6.3. Control module


 Standard 
**Model** DSE 7320 MKII









#### Operating modes

STOP mode	
MANUAL mode	
TEST mode	
AUTO mode	




#### Module configuration options

PC	
----	---

#### Generator readings

Generator voltage (F-F)	
Generator voltage (F-N)	
Generator current (A)	
Generator frequency	
Generator load F-N (kW / kVA / kVAr)	
Total generator load (kW / kVA / kVAr)	
Average generator power factor	
Accumulated generator load (kW, kVAh, kWh, kVAh)	




#### Network readings

Network voltages (ph-N)	
Network voltages (ph-ph)	
Grid frequency	
Network current (A)	<input type="checkbox"/>
Network load ph-N (kW / kVA / kVAr)	<input type="checkbox"/>
Total network load (kW / kVA / kVAr)	<input type="checkbox"/>

#### Engine readings

Coolant temperature	
Oil pressure	
Engine fuel level	
Engine battery volts	
Engine speed	
Engine run time	

#### Caption

-  Included
- Optional
-  Not available
-  Consult

Readings available at control module level.

**Confirm the availability of these readings for this generator and engine.**

Ask us for further readings in generating sets equipped with electronically managed engines and DSE 7320MKII control module.


**DO YOU WANT A SUPERIOR PERFORMANCE CONTROL MODULE?**

Contact us and tell us what you need.

400/230V - 50Hz (1500 rpm)

BAUDOUIN 6M21G400/5 | STAMFORD S4L1D-E

### 6.3. Control module


**Standard** ✓

**Model** DSE 7320 MKII

#### Engine protections

High water temperature	✓
Low oil pressure	✓
Low water level	✓
Fuel reserve by sensor	✓
Second fuel tank control	✓
Shutdown failure	✓
Battery voltage failure	✓
Battery charge alternator failure	✓
Overspeed	✓
Underfrequency	✓
Failure to start	✓
Emergency stop	✓
Maintenance notice	✓
Maintenance Alert	✓

#### Alternator protections

High frequency	✓
Low frequency	✓
High voltage	✓
Low voltage	✓
Short circuit	✓
Asymmetry between phases	□
Incorrect phase sequence	✓
Reverse power	✓
Breaker Trip 4 poles	□
Overpressure alarm	✓

#### Counters

Hour meter	✓
Kilowatt meter	✓
Starter counter	✓

#### Caption

- ✓ Included      □ Optional
- ✗ Not available      ⓘ Consult

Readings available at control module level.

**Confirm the availability of these readings for this generator and engine.**

Ask us for further readings in generating sets equipped with electronically managed engines and DSE 7320MKII control module.


**DO YOU WANT A SUPERIOR PERFORMANCE CONTROL MODULE?**

























Contact us and tell us what you need.

V.3-2024. Last update: 24/07/2024. Indicative technical plan and indicative images. Dagartech reserves the right to modify the data in this technical sheet without prior notice.




### 6.3. Control module



Standard 

Model	DSE 7320 MKII
<b>Communications</b>	
RS232	
RS485	
USB communication port	
Modbus IP	<input type="checkbox"/> DSE 855/890/891
Modbus RS 485	
PC Software (Mimic)	
GSM/GRPS MODEM	<input type="checkbox"/> DSE 890
Remote display < 1km	<input type="checkbox"/> DSE 2520
Remote monitoring	<input type="checkbox"/> DSE 855/890
Input expansion	<input type="checkbox"/> DSE 2130 8 inputs
Output expansion	<input type="checkbox"/> DSE 2157 8 inputs
SNMP protocol	<input type="checkbox"/> DSE 892
<b>Services</b>	
Configurable alarm history	250
External start	
Start-up inhibition	<input type="checkbox"/>
Network Failure Start	
Activation of group counter	
Activation of grid and group counter	
Control of fuel transfer	
Motor temperature control	
Forced group operation	
Free programmable alarms	
Group start function in test mode	
Free programmable outputs	
Multilingual	
<b>Special applications</b>	
GPS localisation	<input type="checkbox"/> DSE 890
Calendar scheduler	
DSE configuration suite via PC	
Front panel module configuration with PIN	
Alternative work	
Programmable PLC	
Power save mode	
Alternative configurations	
Dummy load control / load shedding	 5 Stage dummy load

#### Caption

-  Included
- Optional
-  Not available
-  Consult

Readings available at control module level.

Confirm the availability of these readings for this generator and engine.

Ask us for further readings in generating sets equipped with electronically managed engines and DSE 7320MKII control module.



**DO YOU WANT A SUPERIOR PERFORMANCE CONTROL MODULE?**

Contact us and tell us what you need.





400/230V - 50Hz (1500 rpm)

BAUDOUIN 6M21G400/5 | STAMFORD S4L1D-E

## 7. Detailed supply scope

### Engine

**BAUDOUIN 6M21G400/5, EU STAGE 0, 1500 RPM, WATER-COOLED, WITH ELECTRONIC REGULATION ENGINE.**

- 6-cylinder inline Diesel engine, 4-stroke with Electronic fuel regulation by means of a fuel pump, original from the manufacturer.
- direct injection and Turbocharged suction system. Original manufacturer's particle separator filter.
- Industrial exhaust gas silencer of -10 dB(A).  INCLUDED
- Residential exhaust silencer of -25 dB(A).  INCLUDED
- Refrigeration through cooling liquid, fully distributed in the closed circuit run by an engine driven pump, tropicalised radiator, original from the engine manufacturer.
- Crankshaft-driven pump lubrication system. The filter is a full-flow insert cartridge, front housing, original from the engine manufacturer.
- Air intake system for turbo-fed combustion with two-stage filter, original from the engine manufacturer.
- Electric motor starting system, battery (no maintenance) with disconnecter and load alternator driven by the 24V starter, original elements from the engine manufacturer.
- Protection from hot and moving parts.

### Alternator

**STAMFORD S4L1D-E ALTERNATOR OF 12 WIRES AND 4 POLES, BRUSHLESS AND WITH ELECTRONIC VOLTAGE REGULATION TYPE AVR (AS440).**

- With IP23 protection class and H insulation class.
- Brushless 4-pole alternator. Robust mechanical structure with easy access to connections and components. H insulation class, coil pitch 2/3 and self-excited AVR. IP23 protection degree.
- Protection with premium epoxy resins. High voltage parts are impregnated under vacuum, which always means very good insulation.

**Do you have any queries about the supply?**

Get in touch with us.



Caption: .....



INCLUDED IN OPEN GENERATOR SETS



INCLUDED IN SILENT GENERATOR SETS

400/230V - 50Hz (1500 rpm)

BAUDOUIN 6M21G400/5 | STAMFORD S4L1D-E

## Bench

- Bench made of high-strength electro-welded steel.
- Painted with electrostatic epoxy-polyester powder paint.
- Anti-vibration dampers from the engine block to the bedplate.
- Fuel tank included on the bench itself. Equipped with cleaning record to facilitate maintenance work.
- With measuring gauge and installation of fuel to the engine.
- Liquid drainage connection to the outside.
- **Bench tested in a salt spray chamber according to ASTM B-117-09 (500h resistance).**

## Soundproofed canopy (not included in open models)

- Electro-welded canopy of high resistance galvanized steel.
- Painted with electrostatic epoxy-polyester powder paint.
- Interior soundproofing by means of coating with noise-insulating material (polyurethane foam with outer veil).
- With IP44 mechanical protection level.
- **Canopy tested in salt spray chamber according to ASTM B-117-09 (resistance 720h).**

## Control panel

- **DeepSea Electronics automatic control module, DSE 7320 MKII which allows you to work in manual, automatic or signal mode.**
  - It offers multiple event logging and is fully configurable through DeepSea Electronics' free-access specific configuration software.
  - Three-phase network and group detection with measurement for configurations upon network failure.
- **DSE BC2405 24V, 5A DeepSea Electronics battery charger.**
  - Designed to be permanently connected to the battery and maintain 100% of the charge. The charger switches to float mode when charging is complete.
- **Protections:**
  - 4-pole magnetothermic protection against overloads and short circuits.
  - Protection fuses for the control set.

400/230V - 50Hz (1500 rpm)

BAUDOUIN 6M21G400/5 | STAMFORD S4L1D-E

## 7. Detailed supply scope

### Other equipment

- Interior fuel filling nozzle.
- Tropicalised Radiator for work at 50 °C\*
- Prepared for maintenance intervals every 500 hours\*.
- Push button for emergency stop.
- Reinforced pole centrally-mounted from 90 kVA (Optional for models below 90kVA).

## 8. Featured options available



### Kit 1: Network failure

Adding an **engine heater** to your generator will ensure that your genset starts smoothly in the event of any failure in the electrical network, and without cold or moisture becoming an issue.



The readings and alarm kit is included within the standard supply scope of the equipment starting from 275kVA of power.

### Kit 2: Readings and alarm<sup>1</sup>

Your generator can provide you with very useful information in the event of any malfunction, maintenance work, or simply during its operation. If this is an important aspect for you, do not hesitate to include this kit in its equipment, which includes:

- Radiator level alarm sensor.
- Oil pressure reading sensor.
- Temperature reading sensor.

<sup>1</sup>Radiator level probe not available for Baudouin 4M06 series engines..



### Kit 3: Exhaust installation

If you need a versatile solution for venting gases from your installation to the outside, choose this kit, equipped with 2 clamps and 3 meters of galvanized steel flexible hose.



✓ AVAILABLE FOR OPEN GENERATOR SETS



Check the availability of these options according to the model, and if you don't find what you're looking for, contact us. We have many more options to offer you.

\* Consult the specification according to the model.

<sup>1</sup>Maintenance intervals may vary depending on the climate and working conditions.

## 9. Even more options



24 hour tank


 External ROTH tanks  
 DUO SYSTEM

### AUTONOMY OPTIONS

#### Increase the autonomy of your generator up to 48 hours, including special tanks

You can choose between different integrated tanks to increase the autonomy of the unit up to 48 hours of operation. You can also incorporate automatic fuel transfer systems for supply from external tanks.

#### — External tanks:

- External tank 400 l (ROTH DUO SYSTEM).
- External tank 620 l (ROTH DUO SYSTEM).
- External tank 1,000 l (ROTH DUO SYSTEM).
- External tank 1,500 l (ROTH DUO SYSTEM).



Fuel particle separator filter

### ENGINE - ALTERNATOR OPTIONS

You can choose between different integrated tanks to increase the autonomy of the unit up to 48 hours of operation. You can also incorporate automatic fuel transfer systems for supply from external tanks.

- Electronic engine regulation/management (for models with mechanical regulation).
- Fuel particle separator filter.
- Manual oil drainage pump.
- 6-way fuel valve kit.
- Alternator anti-condensation heaters.
- Superior generator impregnation systems.
- AVR MX341 + PMG  $\pm$  1% STAMFORD.
- AVR MX321 + PMG  $\pm$  0.5% STAMFORD.
- Alternator Extra Prive (for generator sets with MECC ALTE alternator).

Caption: .....




AVAILABLE IN OPEN GENERATOR SETS



AVAILABLE IN SILENT GENERATOR SETS


400/230V - 50Hz (1500 rpm)

BAUDOUIIN 6M/21G400/5 | STAMFORD S4L1D-E



Central lifting beam

### MECHANICAL OPTIONS

- Retention bath (see change of dimensions).
- Sensor on retention bath (requires retention bath).
- SilentBlocks for levelling.
- Damping - anti-vibration springs.
- Central lifting beam (for generators < 85kVA).
- Non-standard RAL colour:  AVAILABLE



DSE 2157



DSE 334 network surveillance

### COMMUNICATION OPTIONS

- DSE 7320 MKII control card extra price (for models with the DSE 6020 MKII control card in the standard scope of supply).
- DSE 2157 8 potential free output (requires DSE 7320MKII).
- DSE 2130 8 inputs (requires DSE 7320MKII).
- DSE 2548 8 LED diodes (requires DSE 7320MKII).
- DSE 855.
- DSE 890 webnet.
- DSE 7420 module.
- DSE 334 network surveillance.



Socomec motorised switchboard

### POWER OPTIONS

- Differential protection.
- As an option, you can include a switch cabinet attached to the generating set.
- Switching with Schneider contactors. 25 to 125 A.
- Socomec motorised switches:  $\geq 125A$ .

Caption: .....

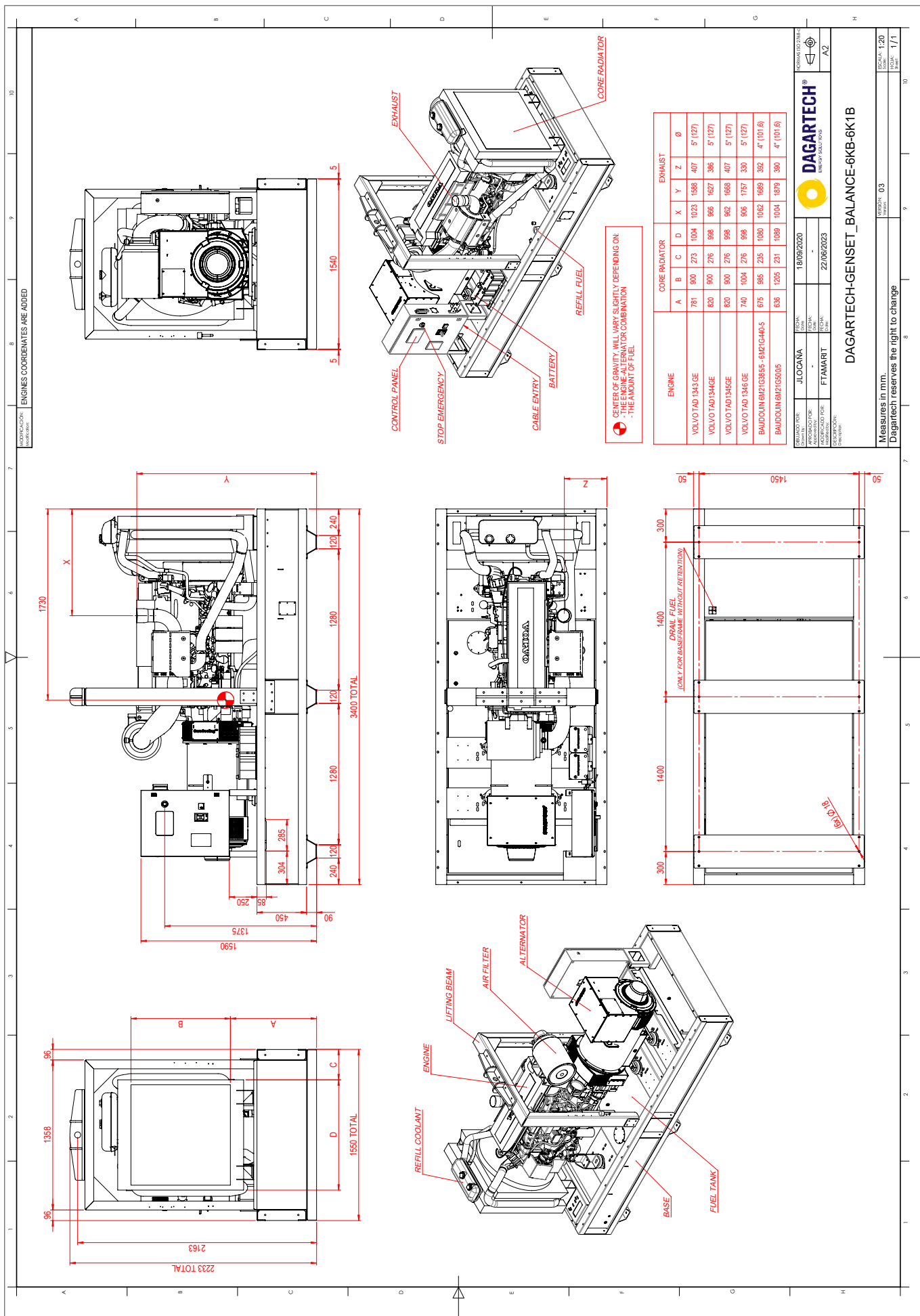


AVAILABLE IN OPEN GENERATOR SETS



AVAILABLE IN SILENT GENERATOR SETS

V.3-2024. Last update: 24/07/2024. Technical plan for orientation purposes. The dimensions may vary depending on the equipment. Dagartech reserves the right to modify the data in this technical sheet without prior notice.



ENGINE	CORE RADIATOR			EXHAUST				
	A	B	C	D	X	Y	Z	Ø
VOLVO TAD 1343 GE	781	900	273	1004	1023	1588	407	5" (127)
VOLVO TAD 1346 GE	820	900	276	998	966	1627	396	5" (127)
VOLVO TAD 1348 GE	820	900	276	998	962	1668	407	5" (127)
VOLVO TAD 1346 GE	740	1004	276	998	906	1757	330	5" (127)
BAUDOUIN 6M21G3855-61621G446-5	675	985	235	1030	1062	1689	392	4" (101.6)
BAUDOUIN 6M21G5005	638	1205	231	1069	1004	1879	390	4" (101.6)

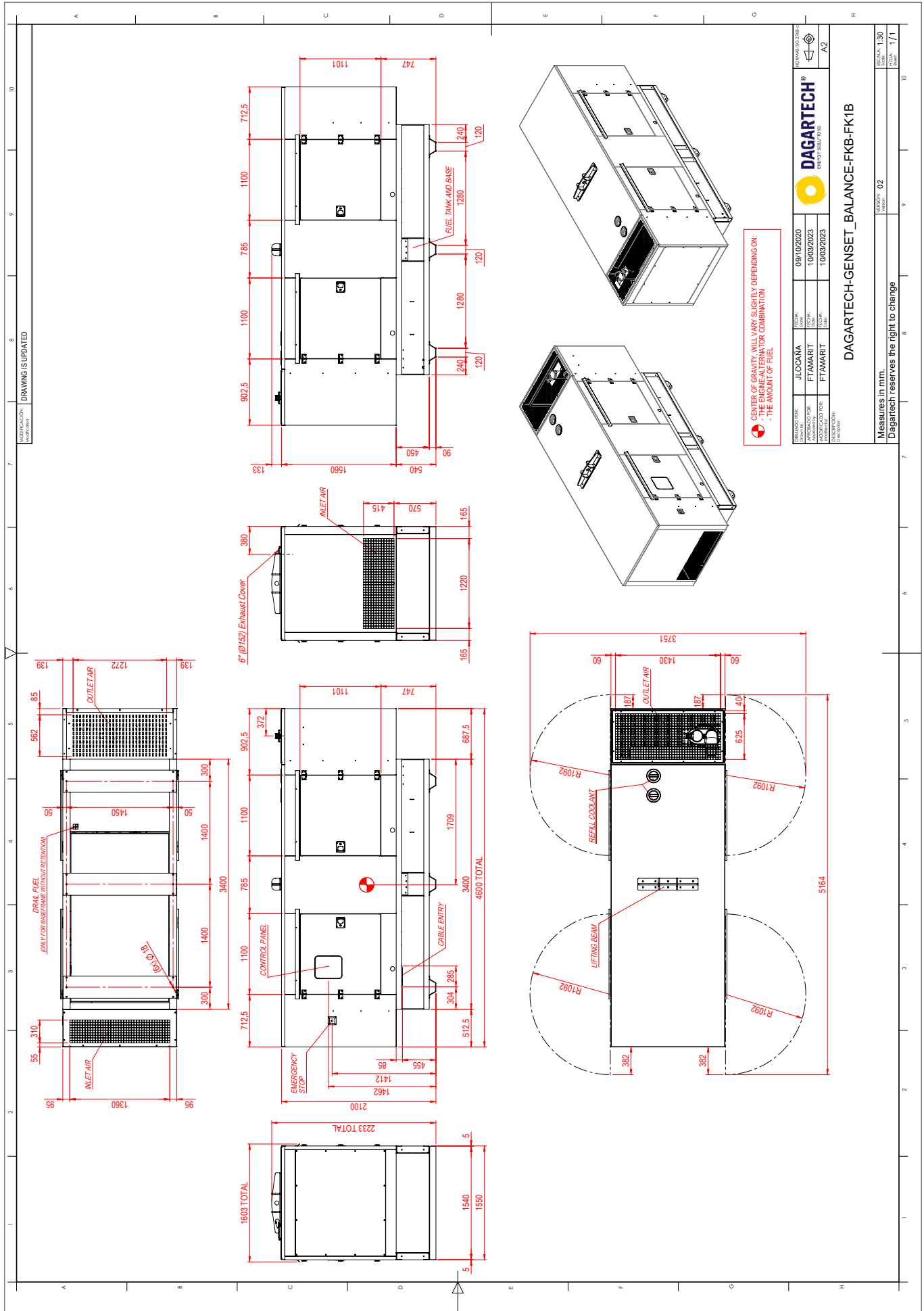
REVISIONS FOR: JLOCANA  
 APPROVED FOR: [Signature]  
 AUTHORITY: FTAMARIT  
 DATE: 18/09/2020  
 DATE: 22/09/2023

**DAGARTECH**  
 ENERGY SOLUTIONS

DAGARTECH-GENSET\_BALANCE-6KB-6K1B

Measures in mm.  
 Dagartech reserves the right to change

SCALE: 1/1



⚠ CENTER OF GRAVITY WILL VARY SLIGHTLY DEPENDING ON:  
 - THE ENGINE-ALTERNATOR COMBINATION  
 - THE AMOUNT OF FUEL

REVISED DATE:	09/10/2020	DESIGN:	JLOCANA
APPROVED FOR:	10/03/2023	DESIGN:	FTAMART
APPROVED FOR:	10/03/2023	DESIGN:	FTAMART
APPROVED FOR:	10/03/2023	DESIGN:	FTAMART

**DAGARTECH**  
 ENERGY SOLUTIONS

**DAGARTECH-GENSET\_BALANCE-FKB-FK1B**

Measures in mm.  
 Dagartech reserves the right to change

SCALE:	1:30
DATE:	02
VERSION:	1/1

V.3-2024. Last update: 24/07/2024. Technical plan for orientation purposes. The dimensions may vary depending on the equipment. Dagatech reserves the right to modify the data in this technical sheet without prior notice.

**HOT PLATE IS REMOVED**

**MEASUREMENTS:**  
 X: 1876  
 Y: 3400 TOTAL  
 Z: 50

**FRONT VIEW MEASUREMENTS:**  
 96, 1338, 2770, 2840 TOTAL, 89, 250, 304, 285, 1090, 60, 1280, 120, 1280, 240, 240

**DEPTH VIEW MEASUREMENTS:**  
 96, 1550 TOTAL, 2770, 2840 TOTAL, 89, 250, 304, 285, 1090, 60, 1280, 120, 1280, 240, 240

**PERSPECTIVE VIEW COMPONENTS:** EXHAUST, CORE RADIATOR, REFILL FUEL, BATTERY, CABLE ENTRY, STOP EMERGENCY, CONTROL PANEL

**WARNING:** CENTER OF GRAVITY WILL VARY SLIGHTLY DEPENDING ON THE ENGINE/ALTERNATOR COMBINATION - THE AMOUNT OF FUEL.

ENGINE	CORE RADIATOR				EXHAUST		
	A	B	C	D	X	Y	Z
CUMMINS QS12-Q2	1150	1233	232	1086	1023	2188	409
							5" (127)

**PERSPECTIVE VIEW MEASUREMENTS:**  
 300, 1400, 1400, 300, 1450, 50, 50

**FRONT VIEW MEASUREMENTS:**  
 300, 1400, 1400, 300, 1450, 50, 50

**PERSPECTIVE VIEW COMPONENTS:** REFILL COOLANT, ENGINE, LIFTING BEAM, AIR FILTER, ALTERNATOR, BASE, FUEL TANK

**TABLE:**  
 PREPARED FOR: FTAMARIT, DATE: 22/03/2023  
 APPROVED FOR: FTAMARIT, DATE: 08/11/2023  
 APPROVED FOR: FTAMARIT, DATE: 08/11/2023  
 APPROVED FOR: FTAMARIT, DATE: 08/11/2023

**DAGARTECH** ENERGY SOLUTIONS

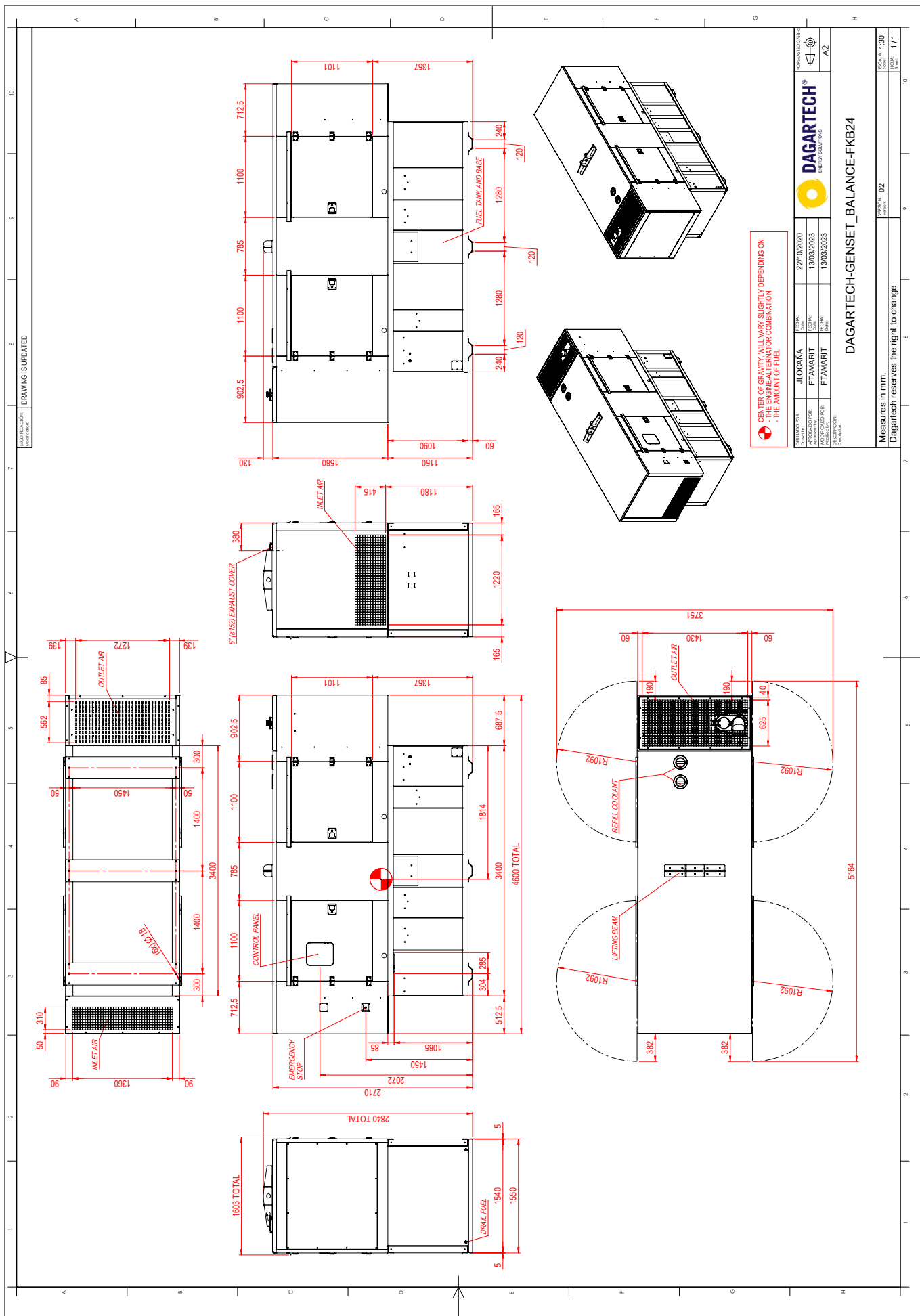
**DAGARTECH-GENSET\_BALANCE-6KB24**

**Measures in mm.**  
 Dagatech reserves the right to change

Scale: 1:20  
 Sheet: 02  
 Total: 1/1



V.3-2024. Last update: 24/07/2024 Technical plan for orientation purposes. The dimensions may vary depending on the equipment. Dagartech reserves the right to modify the data in this technical sheet without prior notice.



⚠️ CENTER OF GRAVITY WILL VARY SLIGHTLY DEPENDING ON:  
 - THE ENGINE/GENERATOR COMBINATION  
 - THE AMOUNT OF FUEL

REVISED FOR:	JLOCAMA	FECHA:	22/10/2020
APROBADO POR:	FTAMART	FECHA:	13/03/2023
APROBADO POR:	FTAMART	FECHA:	13/03/2023
APROBADO POR:	FTAMART	FECHA:	13/03/2023

DAGARTECH®  
 ENERGY SOLUTIONS

DAGARTECH-GENSET\_BALANCE-FKB24

MEASURES IN mm.	Scale: 1:30
Dagartech reserves the right to change	Scale: 1:1



**DAGARTECH®**

CUSTOM ENERGY SOLUTIONS

---

[info@dagartech.com](mailto:info@dagartech.com)

T +34 976 141 655

---



**BESPOKE  
ENERGY  
SOLUTIONS**

[dagartech.com](http://dagartech.com)