

Emergency Balance Range

⚡ POWER (PRP / ESP):
360 / 415 kVA (288 / 332 kW)

EU0 EMISSIONS LEVEL:
EU Stage 0

📡 FREQUENCY
50Hz

⚡ VOLTAGE
400/230V

CE CERTIFIED



BGC 410 ST



BGCS 410 ST

1. General technical data

1.1. Version, dimensions and weight

| Version | Open | Soundproofed |
|---|-------------|--------------|
| Dimensions | 6K1B | FK1B |
| L (mm) | 3400 | 4600 |
| W (mm) | 1550 | 1603 |
| H (mm) | 2233 | 2233 |
| Weight with liquids and without fuel (kg) | 4000 | 4005 |

1.2. Main technical data

| | | |
|---|-------------------------|-----|
| Engine | CUMMINS QSG12-G2 | |
| Alternator | STAMFORD S4L1D-E | |
| Fuel | Diesel | |
| Type of execution | G2 | |
| Control panel | DSE 7320 MKII | |
| Tank (l) | 820 | 820 |
| Sound level-Lp(A) (dB(A)@1m) ¹ | N/A (Indoor) | 81 |
| Sound level-Lp(A) (dB(A)@7m) ¹ | N/A (Indoor) | 73 |
| Sound power-LW(A) (dB(A)) | N/A (Indoor) | 97 |

¹The sound levels may vary depending on the measurement conditions.

| Voltage | PRP ² (KVA/KW) | ESP ² (KVA/KW) | PRP Amperage (A) | ESP Amperage (A) |
|----------|---------------------------|---------------------------|------------------|------------------|
| 400/230V | 360 / 288 | 415 / 332 | 519,6 | 599 |

²PRP: Continuous power ("Prime Power"). ESP: Emergency Standby Power according to ISO8528-1.

Tolerance of maximum active power (kW) ±5%

i Directives and Regulations

ENVIRONMENTAL CONDITIONS STANDARD ISO 8528-1:2018: 25°C, 100kPa and 30% relative humidity:

- **Prime Power (PRP):** Data on electrical power available at variable load without limit of hours per year. An overload of 10% is allowed for 1h out of 12. According to ISO 8528-1:2018.
- **Emergency Standby Power (ESP):** Data on electrical capacity available at variable load in case of emergency according to ISO 8528-1:2018.

The DAGARTECH Generator bears the CE marking which includes the following directives:

- **2006/42/EC.** Machine Safety Directive.
- **EN ISO 8528-13:2016.** Part 13: Safety. Alternating current generators powered by reciprocating internal combustion engines.
- **2014/30/EU.** Electromagnetic Compatibility Directive.
- **2000/14/EC.** Noise Emissions Directive. Sound power levels evaluated in accordance with the procedure laid down in the directive.
- **Directive 2011/65/EU** on the restriction of the use of certain hazardous substances in electrical and electronic equipment (RoHS 2).

* Confirm the height of the equipment. This value may vary depending on whether a lifting beam is included in the standard scope of supply.

2. Engine specifications

| 400/230V · 50Hz (1500 rpm) | | | BGC 410 ST | | BGCS 410 ST | | |
|--|--|--------------------------------|------------------|------|--------------|------|-----|
| 2.1. General technical data of the engine | <i>Version</i> | | Open | | Soundproofed | | |
| | Make and model | | CUMMINS QSG12-G2 | | | | |
| | Emissions | | EU Stage 0 | | | | |
| | r.p.m. | | 1500 | | | | |
| | Maximum ESP power (kWm) | | 389 | | | | |
| | Power PRP (kWm) | | 351 | | | | |
| | Fuel | | Diesel | | | | |
| | No. of cylinders | | 6 | | | | |
| | Cylinder capacity (c.c.) | | 11800 | | | | |
| | Compression ratio | | 17,0:1 | | | | |
| | Cooling system | | Water-cooled | | | | |
| | Type of regulation | | Electronic | | | | |
| Type of engine/injection/suction | | Diesel / direct / Turbocharged | | | | | |
| 2.2. Fuel | Type of fuel | | Diesel | | | | |
| | Tank capacity | | 820 | | 820 | | |
| 2.3. Consumption and autonomy | | | Open | | Soundproofed | | |
| | Consumption (l/h) | | Autonomy (h) | | Autonomy (h) | | |
| | | PRP | ESP | PRP | ESP | PRP | ESP |
| | 50% | 41 | - | 20 | - | 20 | - |
| | 75% | 60 | - | 13,7 | - | 13,7 | - |
| | 100% | 82 | 92 | 10 | 8,9 | 10 | 8,9 |
| | | | Open | | Soundproofed | | |
| 2.4. Cooling system | <i>Version</i> | | Open | | Soundproofed | | |
| | Fan flow (m³/s) | | 7,2 | | 7,2 | | |
| | Radiator back pressure (mm H ₂ O) | | 13 | | 13 | | |
| | Fan power consumption (kW) | | 14,1 | | | | |
| | Total refrigerant capacity (l) | | 48 | | | | |
| 2.5. Lubrication system | Oil capacity (l) | | 34,1 | | | | |
| | Oil consumption (N/A) | | N/A | | | | |
| 2.6. Intake system | Combustion air intake flow (l/s) | | 424 | | | | |

| 400/230V - 50Hz (1500 rpm) | | BGC 410 ST | BGCS 410 ST |
|----------------------------------|-----------------------------------|-------------|---------------------|
| 2.7. Starter system | <i>Version</i> | Open | Soundproofed |
| | No. of batteries | 2 | |
| | Battery characteristics | 12V 44Ah | |
| | Start-up voltage (V) | 24V | |
| Common data for both versions | | | |
| 2.8. Exhaust system | Exhaust gas flow (l/s) | 936 [PRP] | 1029 [ESP] |
| | Exhaust gas temperature (°C) | 507 [PRP] | 524 [ESP] |
| | <i>Version</i> | Open | Soundproofed |
| | Exhaust outside diameter (mm) | Consultar | 6" (Ø 152,4) |
| | Exhaust attenuation level (dB(A)) | -10 | -25 |
| Max. exhaust back pressure (kPa) | 10,2 | | |

Radiator level sensor not available for Baudouin 4M06 series engines.

3. Alternator specifications

| 3.1. General technical data of the alternator | <i>Version</i> | Open | Soundproofed | |
|--|----------------|-------------------------|---------------------|-------------|
| | Make and model | STAMFORD S4L1D-E | | |
| No. of poles | 4 | | | |
| Insulation class | H | | | |
| No. of threads | 12 | | | |
| Mechanical protection index | IP23 | | | |
| Voltage Regulator (AVR) | AS440 | | | |
| Voltage regulation | ±1% | | | |
| ESP power 27°C (kVA) | 415 | | | |
| Power PRP 40°C (kVA) | 360 | | | |
| No. of phases | 3 | | | |
| Power factor (cos φ) | 0,8 | | | |
| Performance η (%) | | | | |
| | 50% | 75% | 100% | 110% |
| | 94,4% | 94,2% | 93,5% | 92,5% |

i Standard regulations that the alternator meets:

AS 1359 | IEC 34-11 | BS EN 60034-1 | VDE 0530 | BS 5000 | CAN/CSA-C22.2-100 | NEMA MG1-32

Low wave distortion: THD (100% load) = 2% | THF < 2%

Complies with: EN61000-6-3, EN61000-6-2 regarding radio interference.

400/230V · 50Hz (1500 rpm)

BGC 410 ST

BGCS 410 ST

4. Bench Specifications

- Unit mounted on **electro-welded high-resistance steel bench**, painted with epoxy-polyester powder paint.
- Connection of the assembly to the bench by means of **anti-vibration dampers**.
- **Fuel tank located on the bench itself**. The engine is equipped with a measuring gauge and fuel system.
- **Tested in a salt spray chamber according to ASTM B-117-09, resistance 500h.**

5. Soundproof Canopy Specifications



The canopy is part of the scope of supply of the soundproof generator sets. Open generators do not include a canopy.

- **Electro-welded canopy made of high resistance galvanized steel** painted with electrostatic epoxy-polyester powder
- Interior soundproofing by means of a **lining with soundproofing material**.
- **Attenuation silencer -25dB(A)** for the evacuation of gases to the outside with protective cover.
- **Tested in a salt spray chamber according to ASTM B-117-09, resistance 720H. IP44 mechanical protection degree.**

THE CANOPIES OF THE EMERGENCY BALANCE RANGE ARE MADE OF HIGH-RESISTANCE GALVANIZED STEEL AND ARE ELECTRO-WELDED AND PAINTED WITH ELECTROSTATIC EPOXY-POLYESTER POWDER PAINT.



In addition, they are equipped with a **coating with noise-insulating material** (polyurethane foam with outer veil). We also incorporated a **silencer attenuation device for the evacuation of gases to the outside**, featuring a rain cap.

*Our canopies are tested in a salt spray chamber according to standard **ASTM B-117-09** (resistance 720H. **IP44 mechanical protection grade**).*

6. Control panel

6.1. Main elements of the control panel

- Protection panel, distribution with **automatic control module** which allows you to work in manual, automatic or signal mode.
- **Push button** for **emergency stop**.
- **Deep Sea Electronics battery charger**, designed to be permanently connected to the battery and maintain 100% of the charge. The charger switches to float mode when charging is complete:

| | |
|--------------|---------------------------|
| Model | DSE BC2405 24V, 5A |
|--------------|---------------------------|


Protections:

- **4-pole magnetothermic protection** against overloads and short circuits.
- **Protection fuses** for the control set.

6.2. Circuit breaker

| | |
|--------------|----------------------|
| Model | Chint 630A 4P |
|--------------|----------------------|

6.3. Control module



| | |
|--|---|
| 1. 4 configurable indicator LEDs | 8. Manual mode |
| 2. Generator on load | 9. Genset stop |
| 3. Transfer to the generator (manual mode) | 10. MAIN NETWORK transfer (manual mode) |
| 4. Start engine (manual mode) | 11. Network on load |
| 5. Silence alarm | 12. Navigation keyboard |
| 6. Automatic mode | 13. Main status and instrument display |
| 7. Test mode | |

| | |
|--------------|----------------------|
| Model | DSE 7320 MKII |
|--------------|----------------------|

DSE 7320 MKII DEEP SEA control card with mains grid monitor. The genset will automatically start up when detecting a fault in the electric power network and it will turn off automatically as well, when the electrical supply is re-established. It can also work in manual mode and by signal. It allows you to monitor a wide range of generator parameters and display information alerts, status and alarms.

The module includes communication ports USB, RS232, RS485, and also DSENet[®] for system expansion. Possibility of Ethernet networking (plug).

The entire module is easily configurable via PC using the DSE specific software configuration.

It has 132x64p illuminated LCD display with 4 lines of text, 5-key navigation through menus, 9 configurable outputs and 8 configurable inputs, programmable clocks and alarms, reading and displaying parameter values, including RMS values.

Different operating modes: AUTOMATIC mode, MANUAL mode, SIGNAL mode and TEST mode.

Other alternative configurations are available upon request to extend the capabilities of the operation modes.

i Environmental Tests that the module passes:

BS EN 61000-6-2 (electromagnetic compatibility) | BS EN 61000-6-4 (electromagnetic compatibility) | BS EN 60950 (electrical safety) | BS EN 61000-6-2 (temperature) | BS EN 60068-2-6 (vibrations) | BS EN 60068-2-27 (shock)

400/230V - 50Hz (1500 rpm)

CUMMINS OSG12-G2 | STAMFORD S4L1D-E

6.3. Control module


Standard ✓

Model DSE 7320 MKII

Operating modes

| | |
|-------------|---|
| STOP mode | ✓ |
| MANUAL mode | ✓ |
| TEST mode | ✓ |
| AUTO mode | ✓ |

Module configuration options

| | |
|----|---|
| PC | ✓ |
|----|---|

Generator readings

| | |
|--|---|
| Generator voltage (F-F) | ✓ |
| Generator voltage (F-N) | ✓ |
| Generator current (A) | ✓ |
| Generator frequency | ✓ |
| Generator load F-N (kW / kVA / kVAr) | ✓ |
| Total generator load (kW / kVA / kVAr) | ✓ |
| Average generator power factor | ✓ |
| Accumulated generator load (kW, kVAh, kWh, kVAh) | ✓ |

Network readings

| | |
|--------------------------------------|---|
| Network voltages (ph-N) | ✓ |
| Network voltages (ph-ph) | ✓ |
| Grid frequency | ✓ |
| Network current (A) | □ |
| Network load ph-N (kW / kVA / kVAr) | □ |
| Total network load (kW / kVA / kVAr) | □ |

Engine readings

| | |
|----------------------|---|
| Coolant temperature | ✓ |
| Oil pressure | ✓ |
| Engine fuel level | ✓ |
| Engine battery volts | ✓ |
| Engine speed | ✓ |
| Engine run time | ✓ |

Caption

- ✓ Included
- Optional
- ✗ Not available
- ⓘ Consult

Readings available at control module level.

Confirm the availability of these readings for this generator and engine.

Ask us for further readings in generating sets equipped with electronically managed engines and DSE 7320MKII control module.


DO YOU WANT A SUPERIOR PERFORMANCE CONTROL MODULE?

Contact us and tell us what you need.

V1-2024. Last update: 10/05/2024. Indicative technical plan and indicative images. Dagartech reserves the right to modify the data in this technical sheet without prior notice.

400/230V - 50Hz (1500 rpm)

CUMMINS OSG12-G2 | STAMFORD S4L1D-E

6.3. Control module


Standard ✓

Model DSE 7320 MKII

Engine protections

| | |
|-----------------------------------|---|
| High water temperature | ✓ |
| Low oil pressure | ✓ |
| Low water level | ✓ |
| Fuel reserve by sensor | ✓ |
| Second fuel tank control | ✓ |
| Shutdown failure | ✓ |
| Battery voltage failure | ✓ |
| Battery charge alternator failure | ✓ |
| Overspeed | ✓ |
| Underfrequency | ✓ |
| Failure to start | ✓ |
| Emergency stop | ✓ |
| Maintenance notice | ✓ |
| Maintenance Alert | ✓ |

Alternator protections

| | |
|--------------------------|---|
| High frequency | ✓ |
| Low frequency | ✓ |
| High voltage | ✓ |
| Low voltage | ✓ |
| Short circuit | ✓ |
| Asymmetry between phases | □ |
| Incorrect phase sequence | ✓ |
| Reverse power | ✓ |
| Breaker Trip 4 poles | □ |
| Overpressure alarm | ✓ |

Counters

| | |
|-----------------|---|
| Hour meter | ✓ |
| Kilowatt meter | ✓ |
| Starter counter | ✓ |

Caption

- ✓ Included □ Optional
- ✗ Not available ⓘ Consult

Readings available at control module level.

Confirm the availability of these readings for this generator and engine.

Ask us for further readings in generating sets equipped with electronically managed engines and DSE 7320MKII control module.


























DO YOU WANT A SUPERIOR PERFORMANCE CONTROL MODULE?

Contact us and tell us what you need.




6.3. Control module



Standard 

| Model | DSE 7320 MKII |
|---|--|
| Communications | |
| RS232 |  |
| RS485 |  |
| USB communication port |  |
| Modbus IP | <input type="checkbox"/> DSE 855/890/891 |
| Modbus RS 485 |  |
| PC Software (Mimic) |  |
| GSM/GRPS MODEM | <input type="checkbox"/> DSE 890 |
| Remote display < 1km | <input type="checkbox"/> DSE 2520 |
| Remote monitoring | <input type="checkbox"/> DSE 855/890 |
| Input expansion | <input type="checkbox"/> DSE 2130 8 inputs |
| Output expansion | <input type="checkbox"/> DSE 2157 8 inputs |
| SNMP protocol | <input type="checkbox"/> DSE 892 |
| Services | |
| Configurable alarm history | 250 |
| External start |  |
| Start-up inhibition | <input type="checkbox"/> |
| Network Failure Start |  |
| Activation of group counter |  |
| Activation of grid and group counter |  |
| Control of fuel transfer |  |
| Motor temperature control |  |
| Forced group operation |  |
| Free programmable alarms |  |
| Group start function in test mode |  |
| Free programmable outputs |  |
| Multilingual |  |
| Special applications | |
| GPS localisation | <input type="checkbox"/> DSE 890 |
| Calendar scheduler |  |
| DSE configuration suite via PC |  |
| Front panel module configuration with PIN |  |
| Alternative work |  |
| Programmable PLC |  |
| Power save mode |  |
| Alternative configurations |  |
| Dummy load control / load shedding |  5 Stage dummy load |

Caption

-  Included
- Optional
-  Not available
-  Consult

Readings available at control module level.

Confirm the availability of these readings for this generator and engine.

Ask us for further readings in generating sets equipped with electronically managed engines and DSE 7320MKII control module.



DO YOU WANT A SUPERIOR PERFORMANCE CONTROL MODULE?

Contact us and tell us what you need.



400/230V - 50Hz (1500 rpm)

CUMMINS QSG12-G2 | STAMFORD S4L1D-E

7. Detailed supply scope

Engine

CUMMINS QSG12-G2, EU STAGE 0, 1500 RPM, WATER-COOLED, WITH ELECTRONIC REGULATION ENGINE.

- 6-cylinder inline Diesel engine, 4-stroke with Electronic fuel regulation by means of a fuel pump, original from the manufacturer.
- direct injection and Turbocharged suction system. Original manufacturer's particle separator filter.
- Industrial exhaust gas silencer of -10 dB(A).  INCLUDED
- Residential exhaust silencer of -25 dB(A).  INCLUDED
- Refrigeration through cooling liquid, fully distributed in the closed circuit run by an engine driven pump, tropicalised radiator, original from the engine manufacturer.
- Crankshaft-driven pump lubrication system. The filter is a full-flow insert cartridge, front housing, original from the engine manufacturer.
- Air intake system for turbo-fed combustion with two-stage filter, original from the engine manufacturer.
- Electric motor starting system, battery (no maintenance) with disconnecter and load alternator driven by the 24V starter, original elements from the engine manufacturer.
- Protection from hot and moving parts.

Alternator

STAMFORD S4L1D-E ALTERNATOR OF 12 WIRES AND 4 POLES, BRUSHLESS AND WITH ELECTRONIC VOLTAGE REGULATION TYPE AVR (AS440).

- With IP23 protection class and H insulation class.
- Brushless 4-pole alternator. Robust mechanical structure with easy access to connections and components. H insulation class, coil pitch 2/3 and self-excited AVR. IP23 protection degree.
- Protection with premium epoxy resins. High voltage parts are impregnated under vacuum, which always means very good insulation.

Do you have any queries about the supply?

Get in touch with us.



Caption:



INCLUDED IN OPEN GENERATOR SETS



INCLUDED IN SILENT GENERATOR SETS

400/230V - 50Hz (1500 rpm)

CUMMINS OSG12-G2 | STAMFORD S4L1D-E

Bench

- Bench made of high-strength electro-welded steel.
- Painted with electrostatic epoxy-polyester powder paint.
- Anti-vibration dampers from the engine block to the bedplate.
- Fuel tank included on the bench itself. Equipped with cleaning record to facilitate maintenance work.
- With measuring gauge and installation of fuel to the engine.
- Liquid drainage connection to the outside.
- **Bench tested in a salt spray chamber according to ASTM B-117-09 (500h resistance).**

Soundproofed canopy (not included in open models)

- Electro-welded canopy of high resistance galvanized steel.
- Painted with electrostatic epoxy-polyester powder paint.
- Interior soundproofing by means of coating with noise-insulating material (polyurethane foam with outer veil).
- With IP44 mechanical protection level.
- **Canopy tested in salt spray chamber according to ASTM B-117-09 (resistance 720h).**

Control panel

- **DeepSea Electronics automatic control module, DSE 7320 MKII which allows you to work in manual, automatic or signal mode.**
 - It offers multiple event logging and is fully configurable through DeepSea Electronics' free-access specific configuration software.
 - Three-phase network and group detection with measurement for configurations upon network failure.
- **DSE BC2405 24V, 5A DeepSea Electronics battery charger.**
 - Designed to be permanently connected to the battery and maintain 100% of the charge. The charger switches to float mode when charging is complete.
- **Protections:**
 - 4-pole magnetothermic protection against overloads and short circuits.
 - Protection fuses for the control set.

400/230V - 50Hz (1500 rpm)

CUMMINS OSG12-G2 | STAMFORD S4L1D-E

7. Detailed supply scope

— Other equipment

- Interior fuel filling nozzle.
- Tropicalised Radiator for work at 50 °C*
- Prepared for maintenance intervals every 500 hours*.
- Push button for emergency stop.
- Reinforced pole centrally-mounted from 90 kVA (Optional for models below 90kVA).

8. Featured options available



Kit 1: Network failure

Adding an **engine heater** to your generator will ensure that your genset starts smoothly in the event of any failure in the electrical network, and without cold or moisture becoming an issue.



The readings and alarm kit is included within the standard supply scope of the equipment starting from 275kVA of power.

Kit 2: Readings and alarm¹

Your generator can provide you with very useful information in the event of any malfunction, maintenance work, or simply during its operation. If this is an important aspect for you, do not hesitate to include this kit in its equipment, which includes:

- Radiator level alarm sensor.
- Oil pressure reading sensor.
- Temperature reading sensor.

¹Radiator level probe not available for Baudouin 4M06 series engines..




Kit 3: Exhaust installation

If you need a **versatile solution for venting gases from your installation to the outside**, choose this kit, equipped with 2 clamps and 3 meters of galvanized steel flexible hose.



✓ AVAILABLE FOR OPEN GENERATOR SETS



Check the availability of these options according to the model, and if you don't find what you're looking for, contact us. We have many more options to offer you.

* Consult the specification according to the model.

¹Maintenance intervals may vary depending on the climate and working conditions.

9. Even more options



24 hour tank


 External ROTH tanks
 DUO SYSTEM

AUTONOMY OPTIONS

Increase the autonomy of your generator up to 48 hours, including special tanks

You can choose between different integrated tanks to increase the autonomy of the unit up to 48 hours of operation. You can also incorporate automatic fuel transfer systems for supply from external tanks.

— External tanks:

- External tank 400 l (ROTH DUO SYSTEM).
- External tank 620 l (ROTH DUO SYSTEM).
- External tank 1,000 l (ROTH DUO SYSTEM).
- External tank 1,500 l (ROTH DUO SYSTEM).



Fuel particle separator filter

ENGINE - ALTERNATOR OPTIONS

You can choose between different integrated tanks to increase the autonomy of the unit up to 48 hours of operation. You can also incorporate automatic fuel transfer systems for supply from external tanks.

- Electronic engine regulation/management (for models with mechanical regulation).
- Fuel particle separator filter.
- Manual oil drainage pump.
- 6-way fuel valve kit.
- Alternator anti-condensation heaters.
- Superior generator impregnation systems.
- AVR MX341 + PMG \pm 1% STAMFORD.
- AVR MX321 + PMG \pm 0.5% STAMFORD.
- Alternator Extra Prive (for generator sets with MECC ALTE alternator).

Caption:




✓ AVAILABLE IN OPEN GENERATOR SETS



✓ AVAILABLE IN SILENT GENERATOR SETS


400/230V - 50Hz (1500 rpm)

CUMMINS OSG12-G2 | STAMFORD S4L1D-E



Central lifting beam

MECHANICAL OPTIONS

- Retention bath (see change of dimensions).
- Sensor on retention bath (requires retention bath).
- SilentBlocks for levelling.
- Damping - anti-vibration springs.
- Central lifting beam (for generators < 85kVA).
- Non-standard RAL colour:  AVAILABLE



DSE 2157



DSE 334 network surveillance

COMMUNICATION OPTIONS

- DSE 7320 MKII control card extra price (for models with the DSE 6020 MKII control card in the standard scope of supply).
- DSE 2157 8 potential free output (requires DSE 7320MKII).
- DSE 2130 8 inputs (requires DSE 7320MKII).
- DSE 2548 8 LED diodes (requires DSE 7320MKII).
- DSE 855.
- DSE 890 webnet.
- DSE 7420 module.
- DSE 334 network surveillance.



Socomec motorised switchboard

POWER OPTIONS

- Differential protection.
- As an option, you can include a switch cabinet attached to the generating set.
- Switching with Schneider contactors. 25 to 125 A.
- Socomec motorised switches: $\geq 125A$.

Caption:

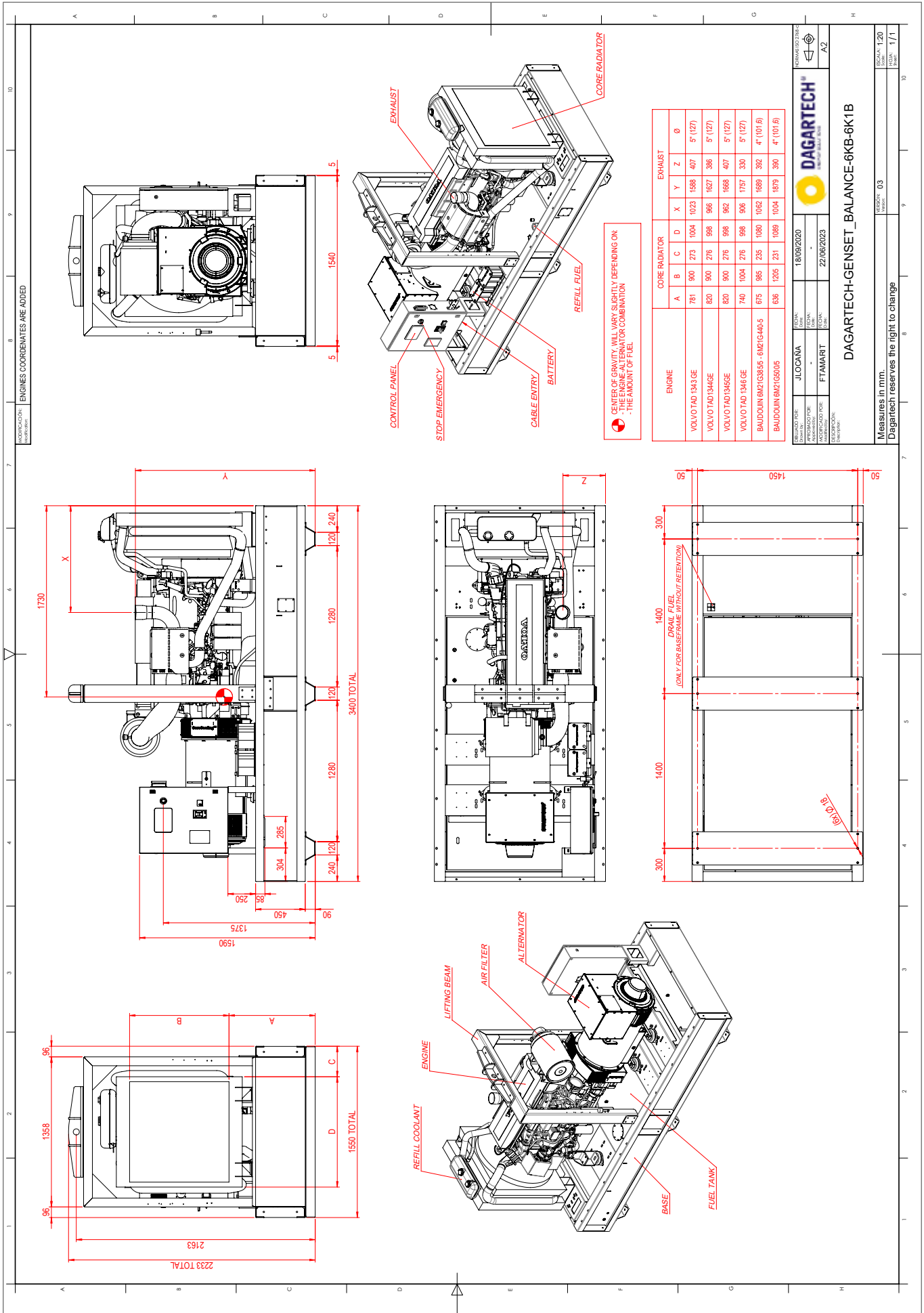


AVAILABLE IN OPEN GENERATOR SETS

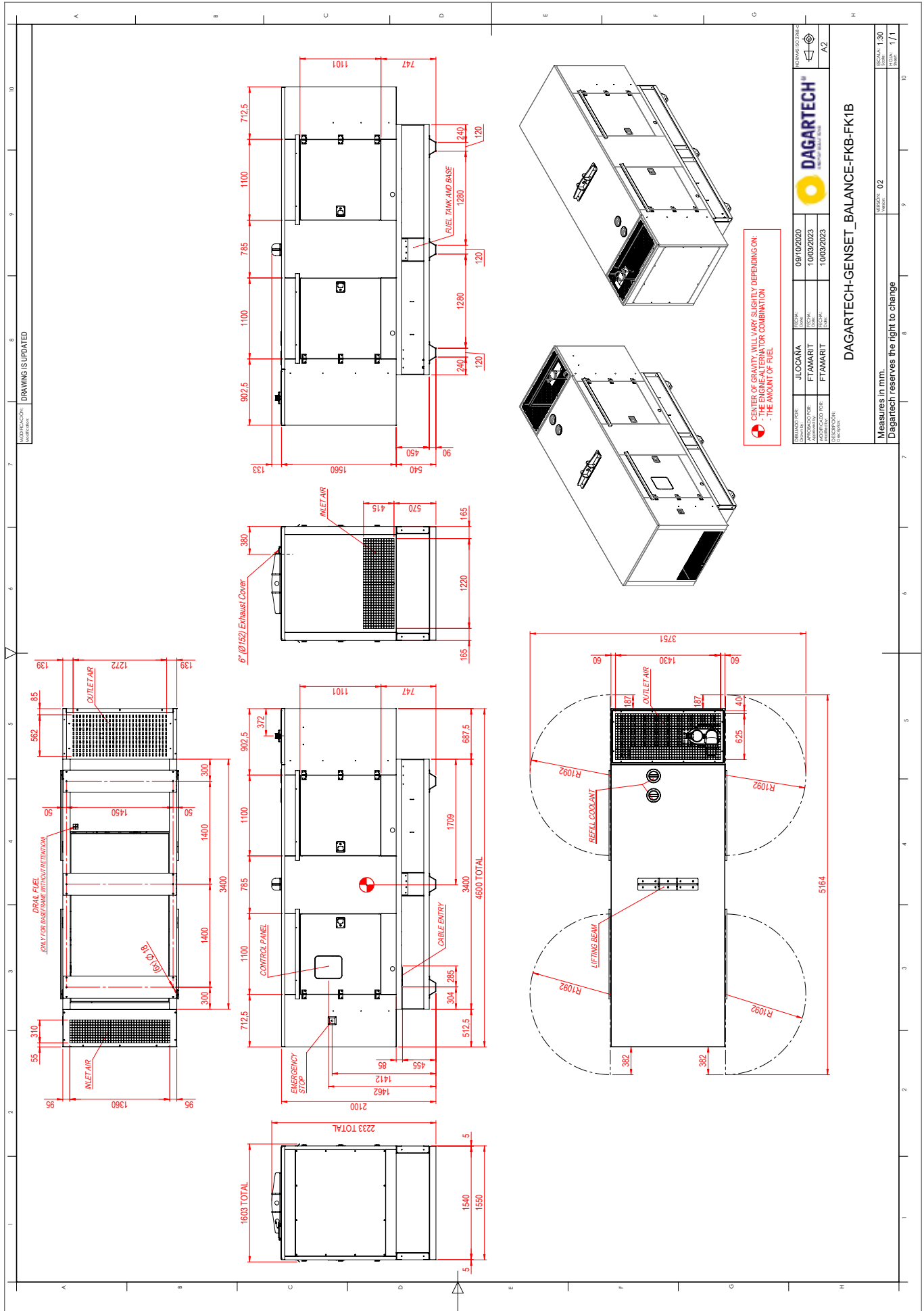


AVAILABLE IN SILENT GENERATOR SETS

Installation plan BGC 410 ST - standard open model



Installation plan BGCS 410 ST - standard silent model



● CENTER OF GRAVITY WILL VARY SLIGHTLY DEPENDING ON:
 - THE ENGINE-ALTERNATOR COMBINATION
 - THE AMOUNT OF FUEL

| | | | |
|---------------|------------|---------|---------|
| REVISED DATE: | 09/10/2020 | DESIGN: | JLOCANA |
| APPROVED FOR: | 10/03/2023 | DESIGN: | FTAMART |
| APPROVED FOR: | 10/03/2023 | DESIGN: | FTAMART |
| APPROVED FOR: | 10/03/2023 | DESIGN: | FTAMART |

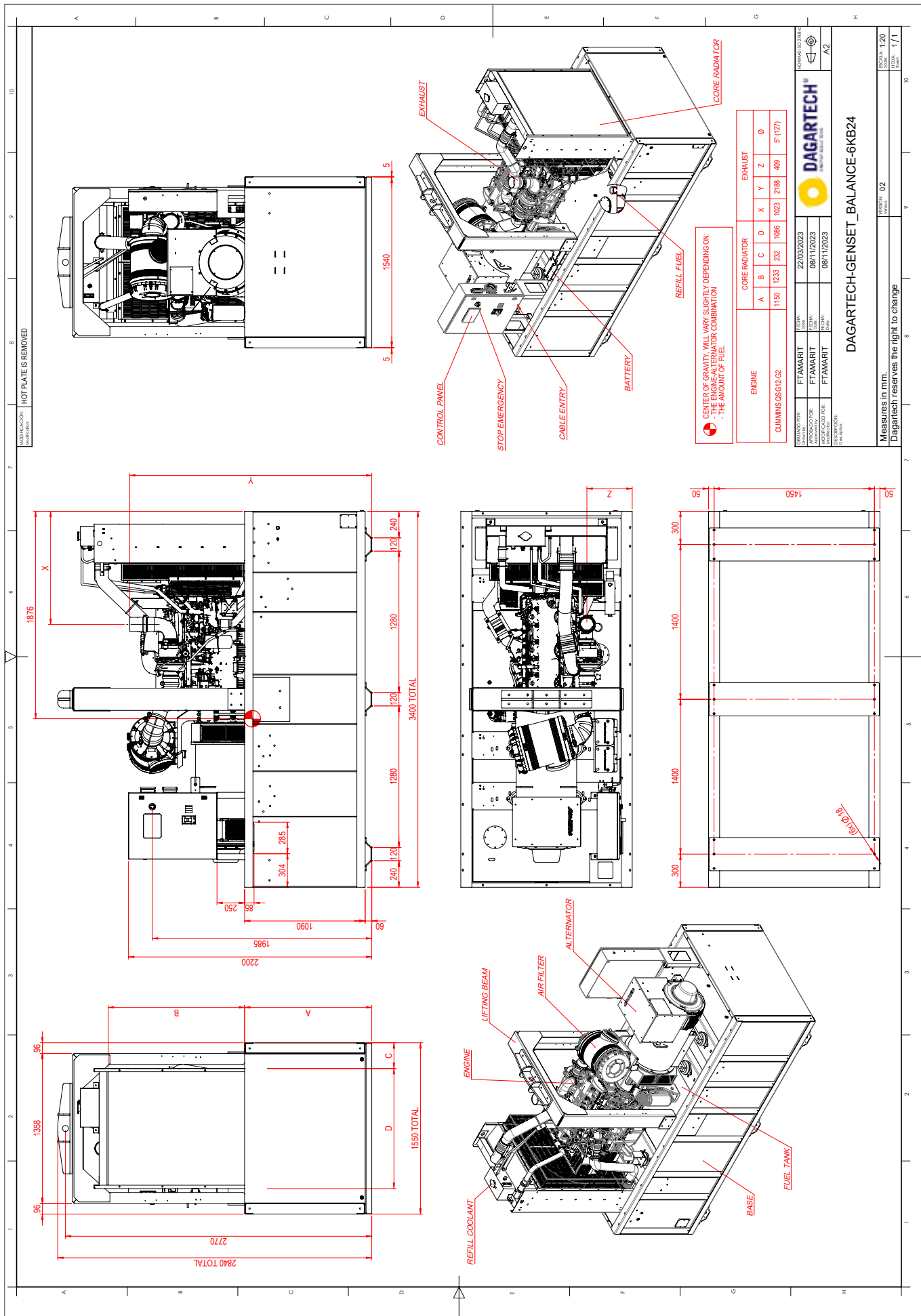
DAGARTECH-GENSET_BALANCE-FKB-FK1B

Measures in mm.
 Dagartech reserves the right to change

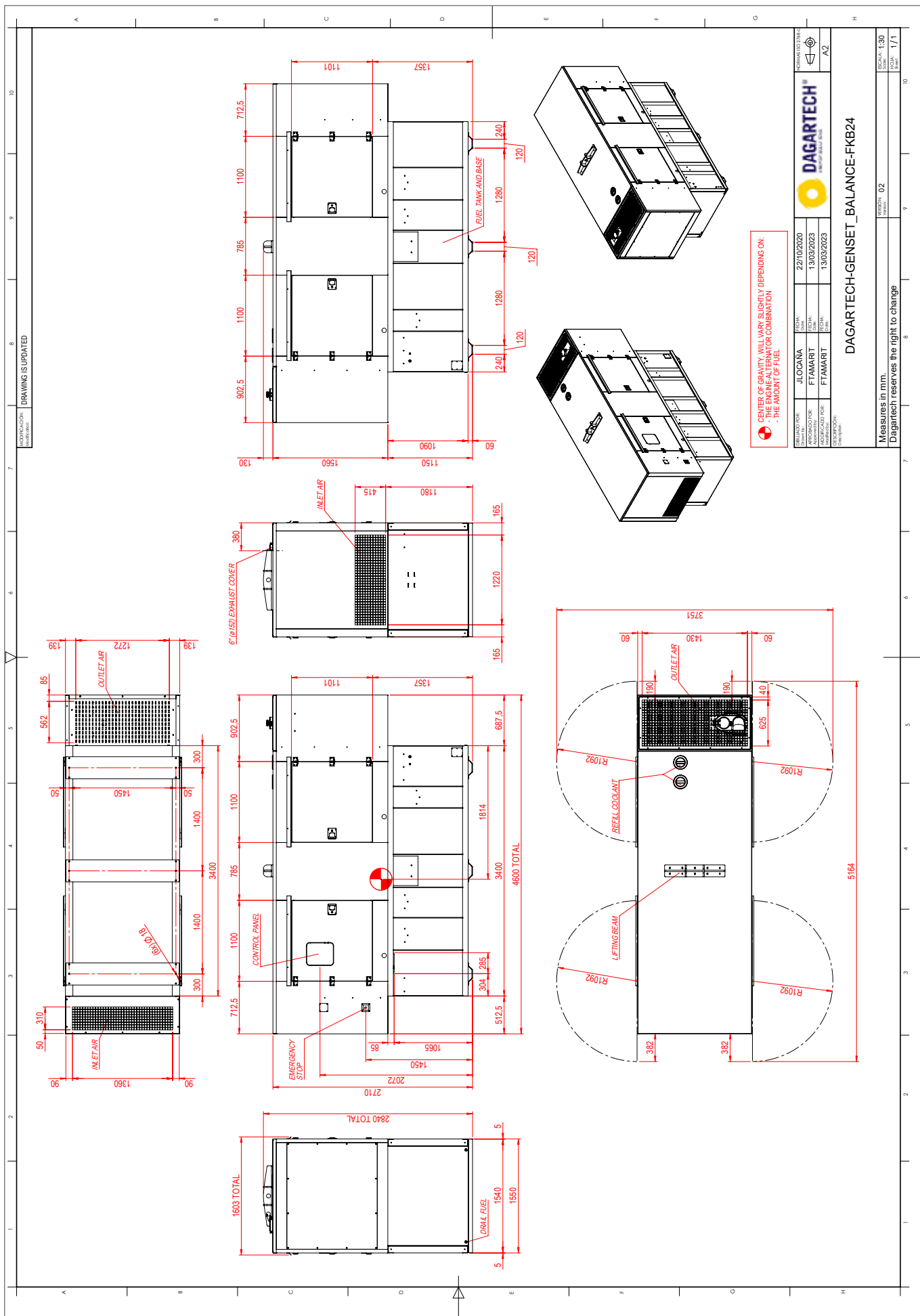
| | |
|-----------|------------|
| SCALE: | 1:30 |
| DATE: | 10/05/2024 |
| PROJECT: | 02 |
| REVISION: | 1/1 |

Installation plan BGC 410 ST - open model with 24 hour fuel tank

V.1-2024. Last update: 10/05/2024. Technical plan for orientation purposes. The dimensions may vary depending on the equipment. Dagartech reserves the right to modify the data in this technical sheet without prior notice.



V1-2024. Last update: 10/05/2024. Technical plan for orientation purposes. The dimensions may vary depending on the equipment. Dagartech reserves the right to modify the data in this technical sheet without prior notice.



⚠️ CENTER OF GRAVITY WILL VARY SLIGHTLY DEPENDING ON:
 - THE ENGINE INTERIOR CONFIGURATION
 - THE AMOUNT OF FUEL

| | | | | | | | |
|---------------|---------|--------|------------|---------------|---------|--------|------------|
| REVISED FOR: | JLOCAMA | FECHA: | 22/10/2020 | REVISADO POR: | FTAMART | FECHA: | 13/03/2023 |
| APROBADO POR: | FTAMART | FECHA: | 13/03/2023 | REVISADO POR: | FTAMART | FECHA: | 13/03/2023 |
| APROBADO POR: | FTAMART | FECHA: | 13/03/2023 | REVISADO POR: | FTAMART | FECHA: | 13/03/2023 |

DAGARTECH-GENSET_BALANCE-FKB24

| | |
|--|-------------|
| MEASURES IN mm. | Scale: 1:30 |
| Dagartech reserves the right to change | Scale: 1:1 |



DAGARTECH[®]

CUSTOM ENERGY SOLUTIONS

info@dagartech.com

T +34 976 141 655



**BESPOKE
ENERGY
SOLUTIONS**

dagartech.com